



अमृत महा आवास अभियान २०२२-२३

दैनिक प्रगती अहवाल : ०९.०३.२०२३

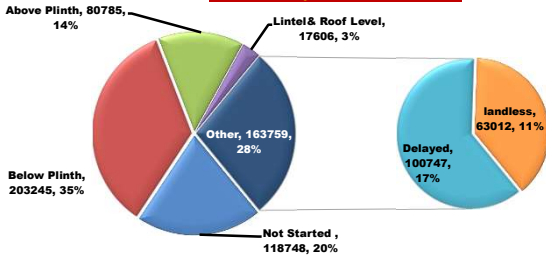
प्रधानमंत्री आवास योजना ग्रामीण — मंजूरी, पूर्ण घरकुले, हप्ते वितरण
राज्य पुरस्कृत ग्रामीण आवास योजना — मंजूरी, पूर्ण घरकुले, हप्ते वितरण

योजना	एकूण मंजूरी	दैनिक मंजूरी	एकूण पूर्ण	दैनिक पूर्ण घरकुले	दैनिक पहिला हप्ता वितरित	दैनिक दुसरा हप्ता वितरित	दैनिक तिसरा हप्ता वितरित
प्रधानमंत्री आवास योजना ग्रामीण	१४१४३९५	२३	९९४४५१	९४८	५१४०	७५३७	७६१६
राज्य योजना	५३७१२७	१७७	३९००३५	३६६	१८८५	१७७४	१५९५
एकूण	१९५१५२२	२००	१३८४४८६	१३१४	७०२५	९३११	९२११

PMAY-G Completion Progress Bar

70.3%

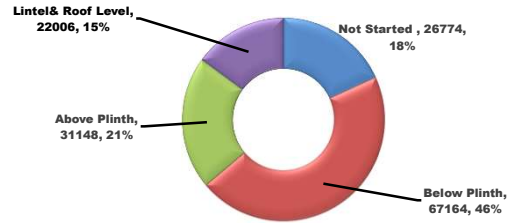
PMAY-G: Incomplete Houses bifurcation



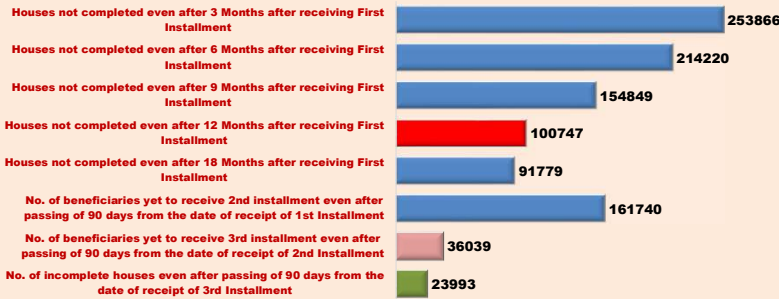
State Schemes Progress Bar

72.6%

State Schemes: Incomplete Houses bifurcation

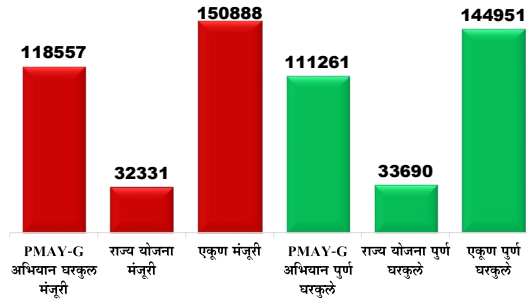


Delayed Houses Bifurcation

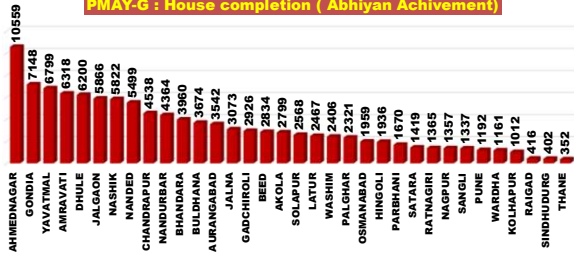


Abhiyan Achievement

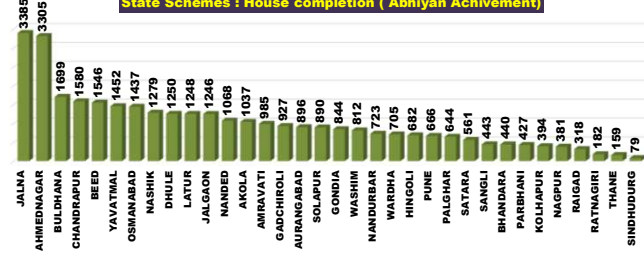
Day 109



PMAY-G : House completion (Abhiyan Achievement)



State Schemes : House completion (Abhiyan Achievement)

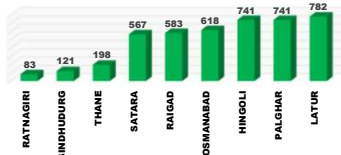


राज्य व्यवस्थापन कक्ष- ग्रामीण गृहनिर्माण

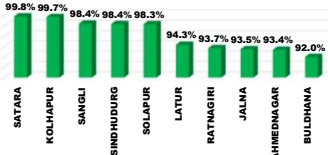
४ था मजला, दक्षिण कक्ष, सिडको भवन, सीबीडी बेलापूर, नवी मुंबई - ४०० ६१४.

Top and Bottom Ten Districts

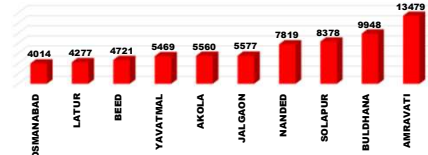
PMAY-G Delayed Houses TOP 10 Dist.



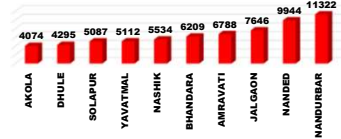
State Schemes Sanction TOP 10 Dist.



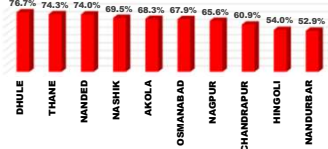
PMAY-G Remaining 1st Installments Bottom 10 Dist.



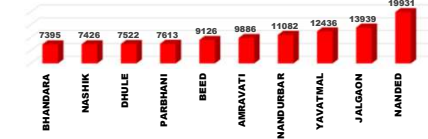
PMAY-G Delayed Houses Bottom 10 Dist.



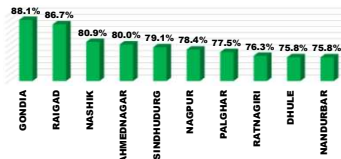
State Schemes Sanction Bottom 10 Dist.



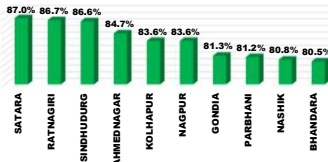
PMAY-G Remaining 2nd Installments Bottom 10 Dist.



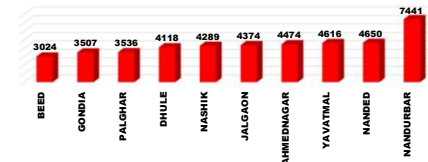
PMAY-G Completion TOP 10 Dist.



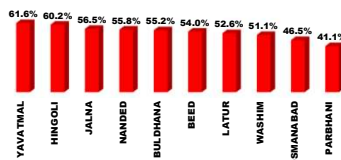
State Schemes Completion TOP 10 Dist.



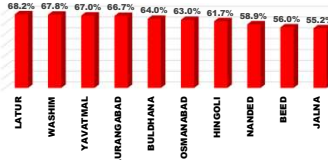
PMAY-G Remaining 3rd Installments Bottom 10 Dist.



PMAY-G Completion Bottom 10 Dist.



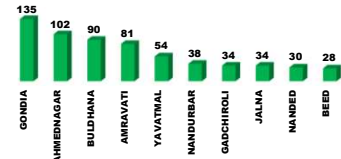
State Schemes Completion Bottom 10 Dist.



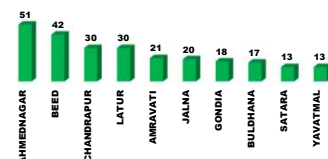
State Schemes Remaining 1st Installments Bottom 10 Dist.



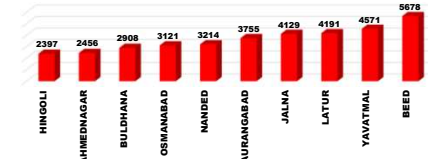
PMAY-G Daily Completion Top 10 Dist.



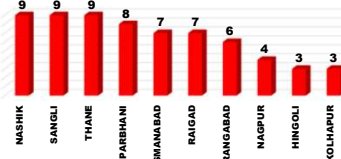
State Schemes Daily Completion Top 10 Dist.



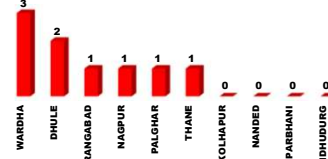
State Schemes Remaining 2nd Installments Bottom 10 Dist.



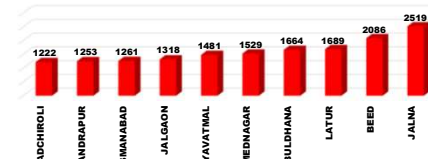
PMAY-G Daily Completion Bottom 10 Dist.



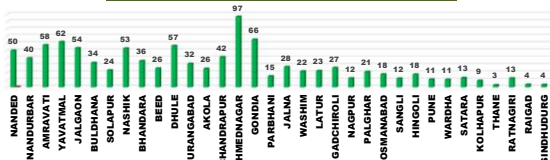
State Schemes Daily Completion Bottom 10 Dist.



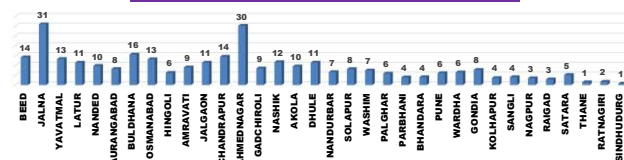
State Schemes Remaining 3rd Installments Bottom 10 Dist.



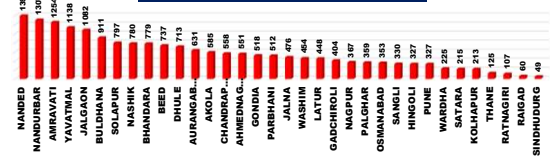
PMAY-G : Current Pace of Completion Per Day (Abhiyan)



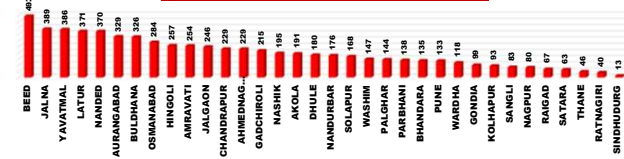
State Schemes : Current Pace of Completion Per Day (Abhiyan)



PMAY-G Required Pace of Completion Per Day



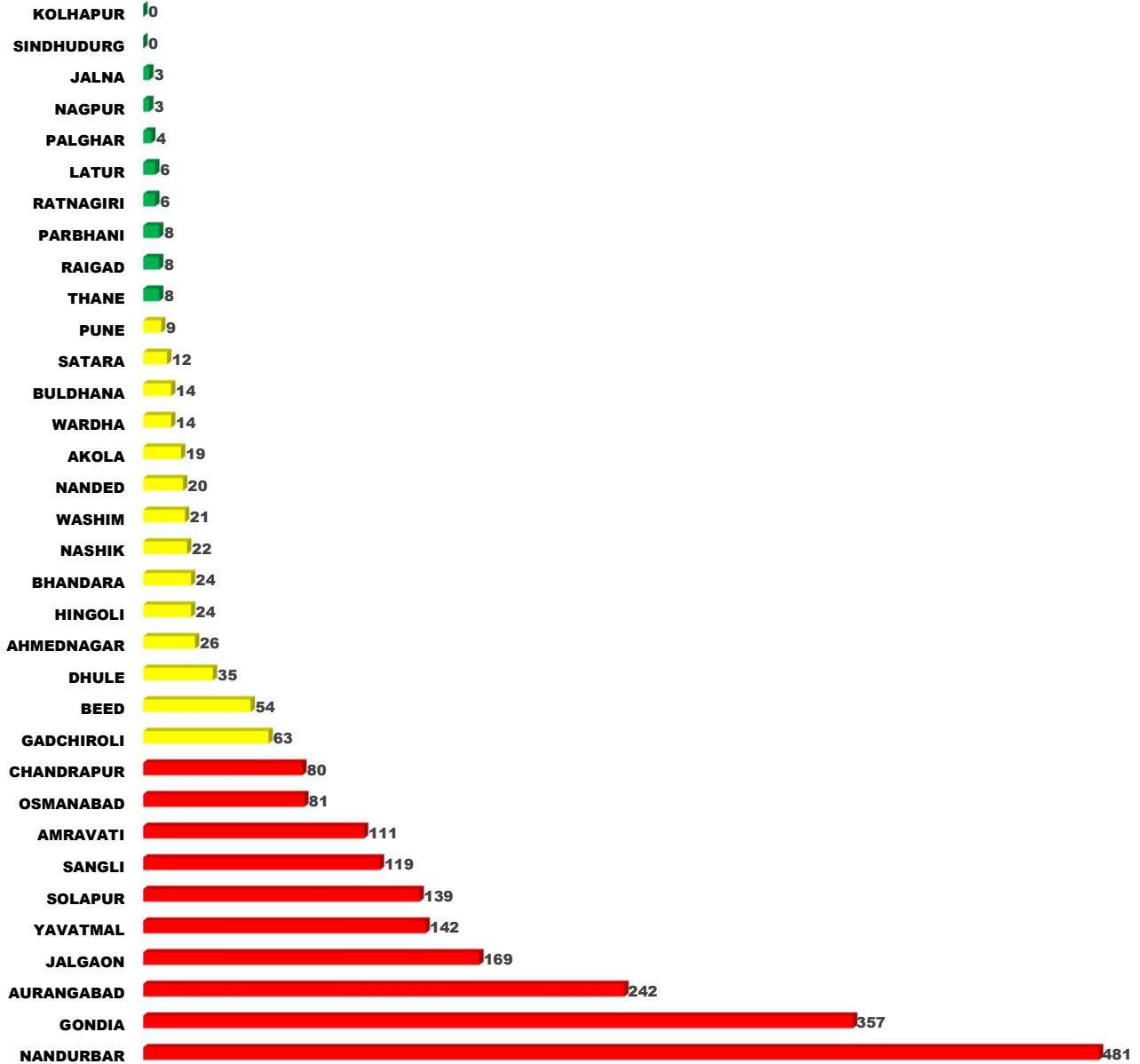
State Schemes Required Pace of Completion Per Day



प्रधानमंत्री आवास योजना ग्रामीण - मंजूरी (PWL+Awaas Plus)

Sr. No.	Division	Target (PWL+Awaas Plus)	08.03.2023	09.03.2023	Daily_Achievement	Remaining
1	PUNE DIV.	126624	126379	126345	16	279
2	NASHIK DIV.	414592	413906	413859	3	733
3	AURANGABAD DIV.	238345	237969	237907	3	438
4	NAGPUR DIV.	292484	291976	291943	1	541
5	AMRAVATI DIV.	274989	274682	274682	0	307
6	KONKAN DIV.	69685	69661	69659	0	26
	Total	1416719	1414573	1414395	23	2324

PMAY-G Remaining Sanction

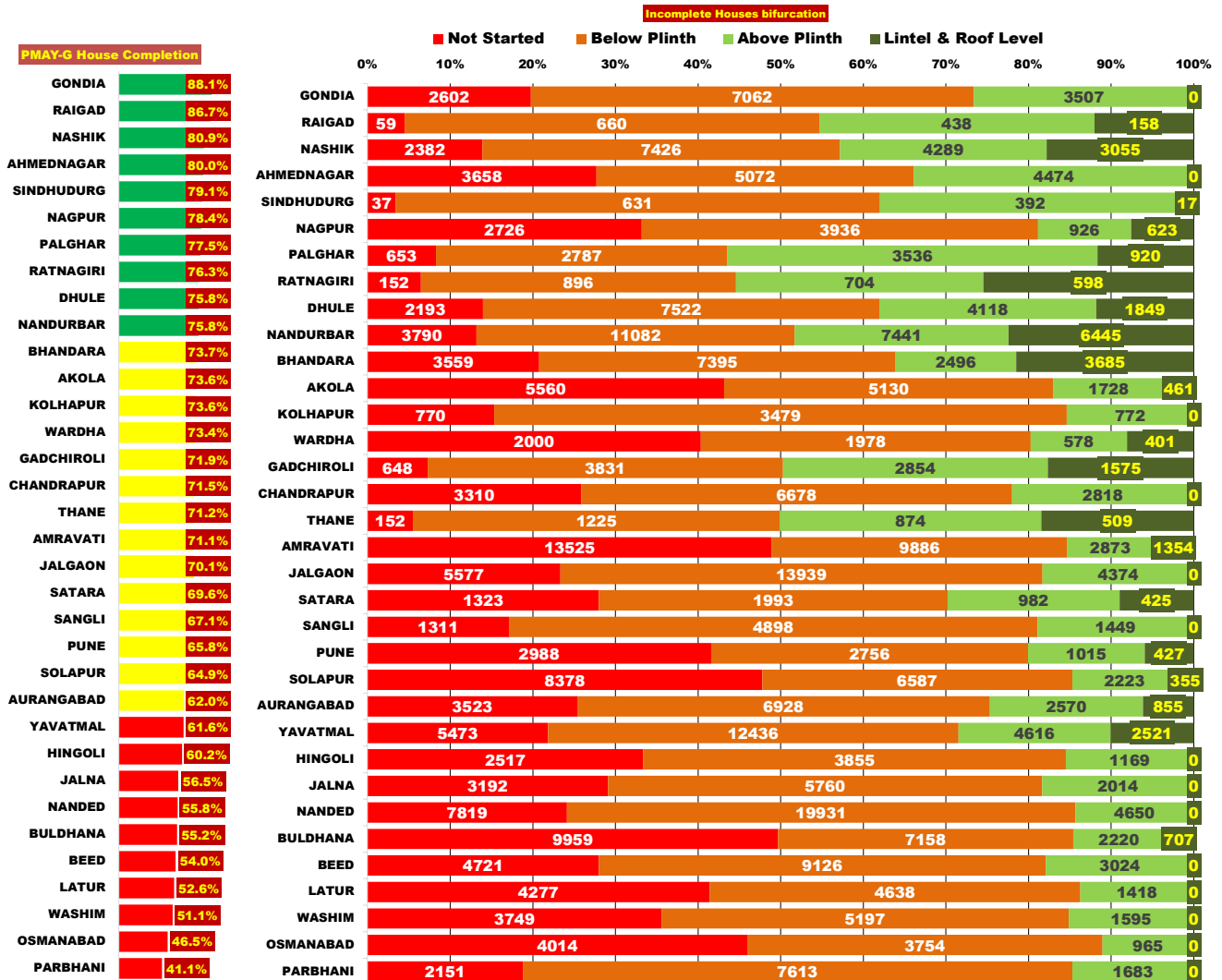


प्रधानमंत्री आवास योजना ग्रामीण - मंजूरी (PWL+Awaas Plus)

Sr. No.	District	Target (PWL+Awaas Plus)	08.03.2023	09.03.2023	Daily_Achievement	Remaining
1	SOLAPUR	50158	50003	50019	16	139
2	AHMEDNAGAR	60793	60764	60767	3	26
3	BEED	35324	35267	35270	3	54
4	GADCHIROLI	31639	31575	31576	1	63
5	AKOLA	48794	48775	48775	0	19
6	AMRAVATI	95646	95535	95535	0	111
7	AURANGABAD	36792	36550	36550	0	242
8	BHANDARA	65131	65107	65107	0	24
9	BULDHANA	44742	44728	44728	0	14
10	DHULE	64912	64877	64877	0	35
11	GONDIA	96474	96117	96117	0	357
12	HINGOLI	18107	18083	18083	0	24
13	JALNA	24047	24044	24044	0	3
14	KOLHAPUR	17770	17770	17770	0	0
15	LATUR	20799	20793	20793	0	6
16	NAGPUR	37329	37326	37326	0	3
17	NANDED	69588	69568	69568	0	20
18	NASHIK	89787	89765	89765	0	22
19	PALGHAR	35152	35148	35148	0	4
20	PARBHANI	19106	19098	19098	0	8
21	SANGLI	22173	22054	22054	0	119
22	SINDHUDURG	5156	5156	5156	0	0
23	THANE	9606	9598	9598	0	8
24	WARDHA	18671	18657	18657	0	14
25	WASHIM	20416	20395	20395	0	21
26	YAVATMAL	65391	65249	65249	0	142
27	RAIGAD	9846	9839	9838	-1	8
28	RATNAGIRI	9925	9920	9919	-1	6
29	SATARA	15526	15527	15514	-13	12
30	NANDURBAR	119333	118868	118852	-16	481
31	CHANDRAPUR	43240	43194	43160	-34	80
32	JALGAON	79767	79632	79598	-34	169
33	PUNE	20997	21025	20988	-37	9
34	OSMANABAD	14582	14566	14501	-65	81
Total		1416719	1414573	1414395	23	2324

प्रधानमंत्री आवास योजना ग्रामीण - पूर्ण घरकूले

Sr. No.	Division	Sanction	08.03.2023	09.03.2023	Daily Achievement	Remaining	Avg. Completed Per Day From 20.11.22 to Today	To be Completed in Per Day till 31.03.23
1	AMRAVATI DIV.	274682	178887	179153	266	95529	202	4342
2	NAGPUR DIV.	291943	228997	229218	221	62725	193	2851
3	NASHIK DIV.	413859	316146	316325	179	97534	301	4433
4	AURANGABAD DIV.	237907	130402	130541	139	107366	211	4880
5	KONKAN DIV.	69659	54190	54264	74	15395	45	700
6	PUNE DIV.	126345	84881	84950	69	41395	69	1882
Total		1414395	993503	994451	948	419944	1021	19088



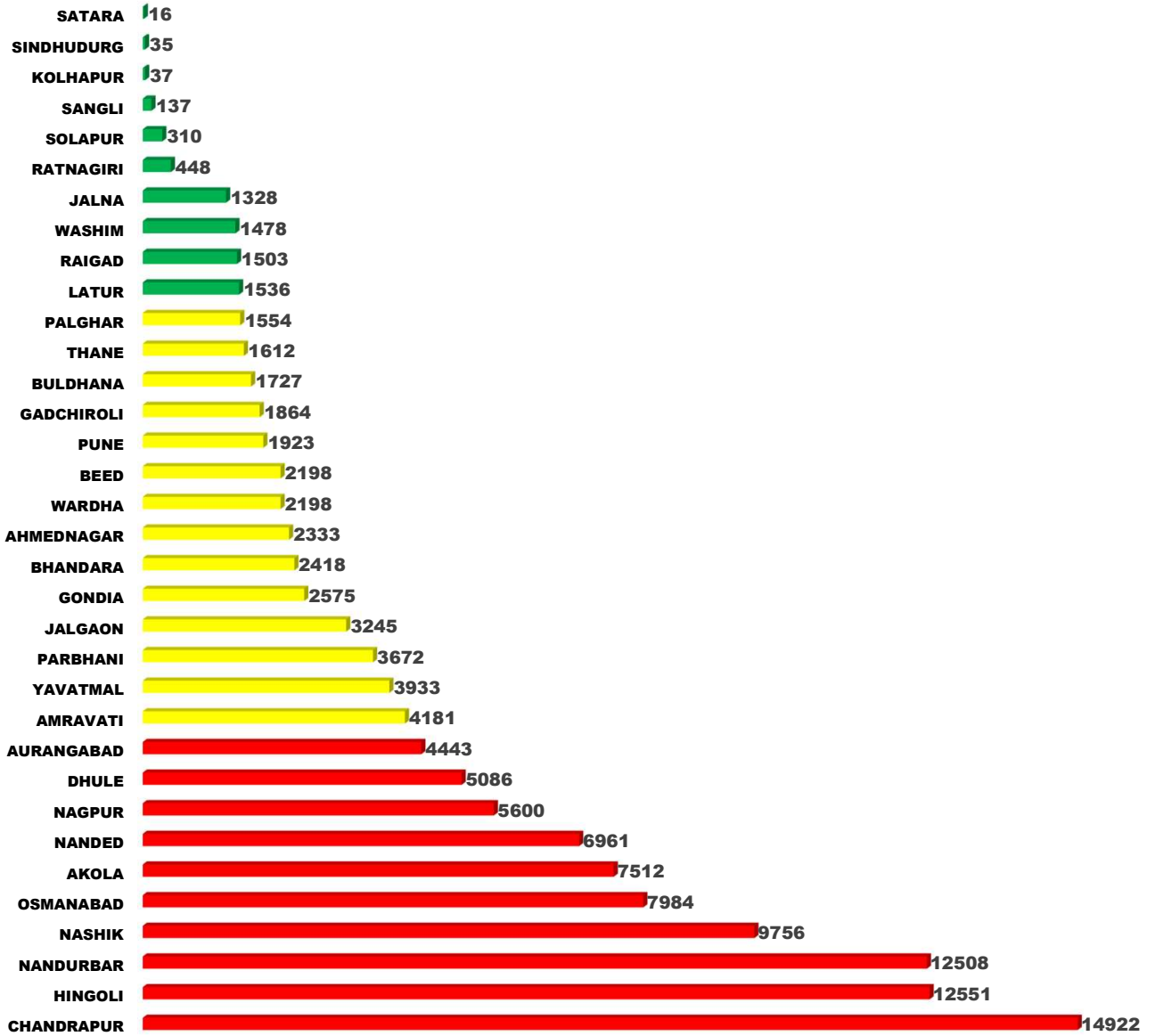
प्रधानमंत्री आवास योजना ग्रामीण - पूर्ण घरकूले

Sr. No.	District	Sanction	08.03.2023	09.03.2023	Daily Achievement	Remaining	Avg. Completed Per Day From 20.11.22 to Today	To be Completed in Per Day till 31.03.23
1	GONDIA	96117	84591	84726	135	11391	66	518
2	AHMEDNAGAR	60767	48537	48639	102	12128	97	551
3	BULDHANA	44728	24605	24695	90	20033	34	911
4	AMRAVATI	95535	67862	67943	81	27592	58	1254
5	YAVATMAL	65249	40153	40207	54	25042	62	1138
6	NANDURBAR	118852	90056	90094	38	28758	40	1307
7	GADCHIROLI	31576	22659	22693	34	8883	27	404
8	JALNA	24044	13545	13579	34	10465	28	476
9	NANDED	69568	38779	38809	30	30759	50	1398
10	BEED	35270	19034	19062	28	16208	26	737
11	RATNAGIRI	9919	7541	7569	28	2350	13	107
12	CHANDRAPUR	43160	30854	30877	23	12283	42	558
13	LATUR	20793	10918	10941	23	9852	23	448
14	AKOLA	48775	35875	35896	21	12879	26	585
15	SOLAPUR	50019	32455	32476	21	17543	24	797
16	WASHIM	20395	10392	10412	20	9983	22	454
17	PALGHAR	35148	27233	27252	19	7896	21	359
18	JALGAON	79598	55766	55784	18	23814	54	1082
19	PUNE	20988	13784	13802	18	7186	11	327
20	SATARA	15514	10776	10794	18	4720	13	215
21	BHANDARA	65107	47957	47972	15	17135	36	779
22	DHULE	64877	49183	49195	12	15682	57	713
23	SINDHUDURG	5156	4068	4079	11	1077	4	49
24	WARDHA	18657	13690	13700	10	4957	11	225
25	NASHIK	89765	72604	72613	9	17152	53	780
26	SANGLI	22054	14795	14804	9	7250	12	330
27	THANE	9598	6829	6838	9	2760	3	125
28	PARBHANI	19098	7835	7843	8	11255	15	512
29	OSMANABAD	14501	6732	6739	7	7762	18	353
30	RAIGAD	9838	8519	8526	7	1312	4	60
31	AURANGABAD	36550	22668	22674	6	13876	32	631
32	NAGPUR	37326	29246	29250	4	8076	12	367
33	HINGOLI	18083	10891	10894	3	7189	18	327
34	KOLHAPUR	17770	13071	13074	3	4696	9	213
Total		1414395	993503	994451	948	419944	1021	19088

राज्यपुरस्कृत आवास योजना ग्रामीण - मंजूरी

Sr. No.	Division	Target	08.03.2023	09.03.2023	Daily Achievement	Remaining
1	AURANGABAD DIV.	199331	158603	158658	65	40673
2	NAGPUR DIV.	116255	86632	86678	46	29577
3	NASHIK DIV.	141360	108410	108432	29	32928
4	KONKAN DIV.	34729	29558	29577	19	5152
5	AMRAVATI DIV.	109702	90854	90871	18	18831
6	PUNE DIV.	65334	62911	62911	0	2423
	Total	666711	536968	537127	177	129584

State Scheme Remaining Sanction

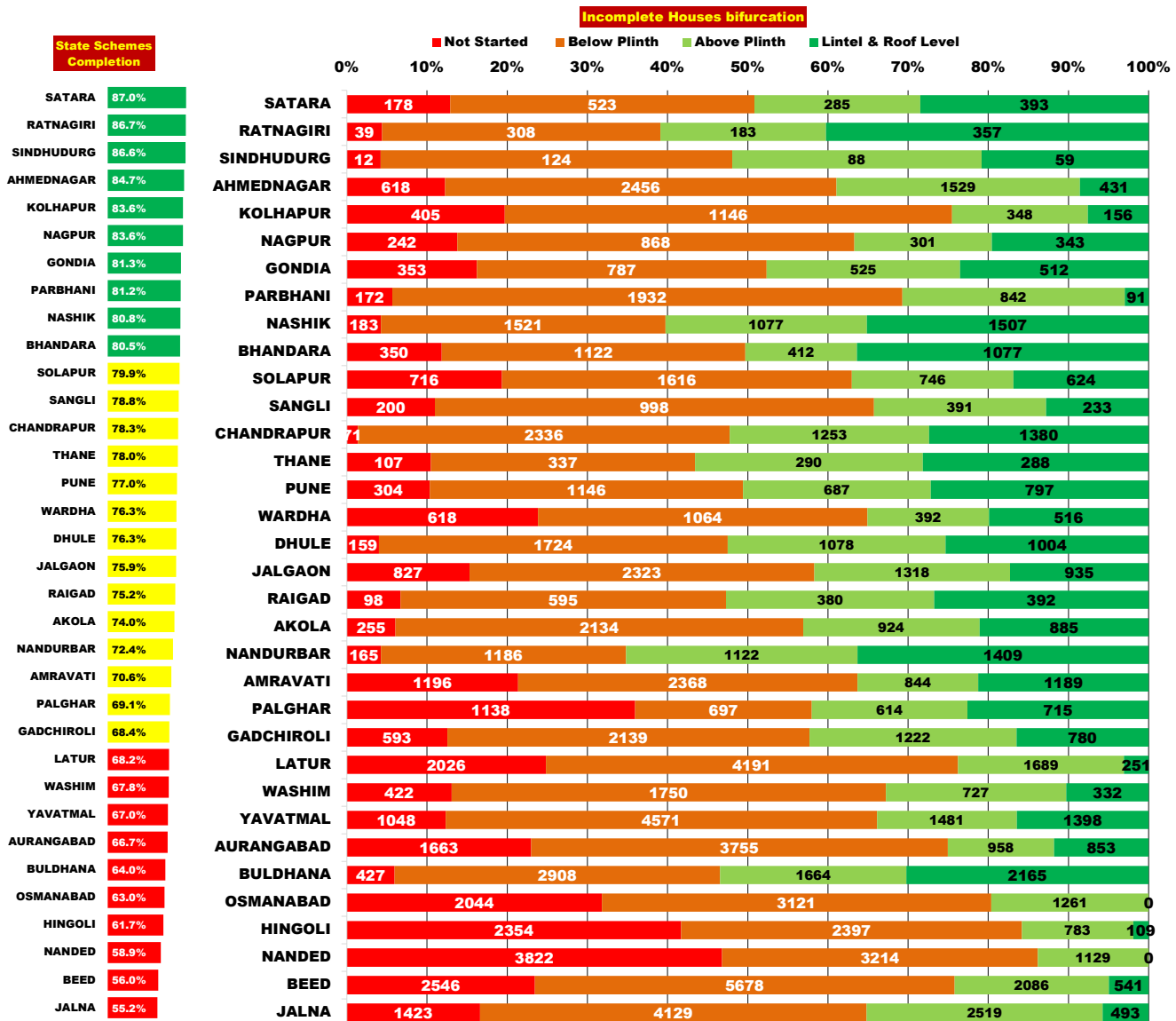


राज्यपुरस्कृत आवास योजना ग्रामीण - मंजूरी

Sr. No.	District	Target	08.03.2023	09.03.2023	Daily_Achievement	Remaining
1	WARDHA	13147	10911	10949	38	2198
2	NANDED	26760	19768	19799	31	6961
3	LATUR	27171	25611	25635	24	1536
4	PALGHAR	11792	10219	10238	19	1554
5	AMRAVATI	23224	19025	19043	18	4181
6	NANDURBAR	26578	14052	14070	18	12508
7	JALGAON	25659	22403	22414	11	3245
8	BEED	26878	24670	24680	10	2198
9	GADCHIROLI	16834	14963	14970	7	1864
10	GONDIA	14246	11670	11671	1	2575
11	AKOLA	23681	16169	16169	0	7512
12	BHANDARA	17590	15172	15172	0	2418
13	CHANDRAPUR	38147	23225	23225	0	14922
14	DHULE	21790	16704	16704	0	5086
15	HINGOLI	27298	14747	14747	0	12551
16	JALNA	20446	19118	19118	0	1328
17	KOLHAPUR	12565	12528	12528	0	37
18	NAGPUR	16291	10691	10691	0	5600
19	NASHIK	32035	22279	22279	0	9756
20	OSMANABAD	24853	16869	16869	0	7984
21	PARBHANI	19784	16112	16112	0	3672
22	PUNE	14672	12749	12749	0	1923
23	RAIGAD	7406	5903	5903	0	1503
24	RATNAGIRI	7126	6678	6678	0	448
25	SANGLI	8732	8595	8595	0	137
26	SATARA	10647	10631	10631	0	16
27	SINDHUDURG	2141	2106	2106	0	35
28	SOLAPUR	18718	18408	18408	0	310
29	THANE	6264	4652	4652	0	1612
30	WASHIM	11500	10022	10022	0	1478
31	YAVATMAL	29681	25748	25748	0	3933
32	BULDHANA	21616	19890	19889	-1	1727
33	AHMEDNAGAR	35298	32972	32965	-7	2333
34	AURANGABAD	26141	21708	21698	-10	4443
Total		666711	536968	537127	177	129584

राज्यपुरस्कृत आवास योजना ग्रामीण - पूर्ण घरकूले

Sr. No.	Division	Sanction	08.03.2023	09.03.2023	Daily Achievement	Remaining	Avg. Completed Per Day From 20.11.22 to Today	To be Completed in Per Day till 31.03.23
1	AURANGABAD DIV.	158658	100685	100795	110	57863	98	2630
2	NASHIK DIV.	108432	85780	85860	80	22572	72	1026
3	NAGPUR DIV.	86678	67355	67422	67	19256	45	875
4	AMRAVATI DIV.	90871	62121	62183	62	28688	55	1304
5	PUNE DIV.	62911	50986	51019	33	11892	27	541
6	KONKAN DIV.	29577	22742	22756	14	6821	13	310
Total		537127	389669	390035	366	147092	309	6686



राज्यपुरस्कृत आवास योजना ग्रामीण - पूर्ण घरकूले

Sr. No.	District	Sanction	08.03.2023	09.03.2023	Daily Achievement	Remaining	Avg. Completed Per Day From 20.11.22 to Today	To be Completed in Per Day till 31.03.23
1	AHMEDNAGAR	32965	27880	27931	51	5034	30	229
2	BEED	24680	13787	13829	42	10851	14	493
3	CHANDRAPUR	23225	18155	18185	30	5040	14	229
4	LATUR	25635	17448	17478	30	8157	11	371
5	AMRAVATI	19043	13425	13446	21	5597	9	254
6	JALNA	19118	10534	10554	20	8564	31	389
7	GONDIA	11671	9476	9494	18	2177	8	99
8	BULDHANA	19889	12708	12725	17	7164	16	326
9	SATARA	10631	9239	9252	13	1379	5	63
10	YAVATMAL	25748	17237	17250	13	8498	13	386
11	GADCHIROLI	14970	10225	10236	11	4734	9	215
12	NANDURBAR	14070	10177	10188	11	3882	7	176
13	HINGOLI	14747	9094	9104	10	5643	6	257
14	JALGAON	22414	17001	17011	10	5403	11	246
15	RATNAGIRI	6678	5782	5791	9	887	2	40
16	SOLAPUR	18408	14698	14706	8	3702	8	168
17	AKOLA	16169	11964	11971	7	4198	10	191
18	OSMANABAD	16869	10622	10629	7	6240	13	284
19	NASHIK	22279	17985	17991	6	4288	12	195
20	PUNE	12749	9809	9815	6	2934	6	133
21	SANGLI	8595	6767	6773	6	1822	4	83
22	BHANDARA	15172	12207	12211	4	2961	4	135
23	WASHIM	10022	6787	6791	4	3231	7	147
24	RAIGAD	5903	4435	4438	3	1465	3	67
25	WARDHA	10949	8356	8359	3	2590	6	118
26	DHULE	16704	12737	12739	2	3965	11	180
27	AURANGABAD	21698	14468	14469	1	7229	8	329
28	NAGPUR	10691	8936	8937	1	1754	3	80
29	PALGHAR	10238	7073	7074	1	3164	6	144
30	THANE	4652	3629	3630	1	1022	1	46
31	KOLHAPUR	12528	10473	10473	0	2055	4	93
32	NANDED	19799	11657	11657	0	8142	10	370
33	PARBHANI	16112	13075	13075	0	3037	4	138
34	SINDHUDURG	2106	1823	1823	0	283	1	13
Total		537127	389669	390035	366	147092	309	6686

प्रधानमंत्री आवास योजना ग्रामीण - हप्ते वितरण

Sr. No.	Division	1st Installment (Daily Achivement)	1st Installment Remaining	2nd Installment (Daily Achivement)	2nd Installment Remaining	3rd Installment (Daily Achivement)	3rd Installment Remaining
1	AURANGABAD DIV.	1438	32184	1745	61605	1477	17493
2	NAGPUR DIV.	796	14638	1974	30880	1840	13179
3	NASHIK DIV.	1406	17600	1407	45041	1793	24696
4	AMRAVATI DIV.	1087	38202	1312	39807	1325	13032
5	PUNE DIV.	314	14634	564	19713	473	6441
6	KONKAN DIV.	99	1050	535	6199	708	5944
	Total	5140	118308	7537	203245	7616	80785

PMAY-G 1st Ins Pending

SINDHUDURG	37
RAIGAD	56
RATNAGIRI	152
THANE	152
GADCHIROLI	623
PALGHAR	653
KOLHAPUR	770
SANGLI	1178
SATARA	1320
WARDHA	2000
PARBHANI	2151
DHULE	2193
NASHIK	2382
HINGOLI	2517
NAGPUR	2591
GONDIA	2602
PUNE	2988
JALNA	3162
CHANDRAPUR	3263
AURANGABAD	3523
BHANDARA	3559
AHMEDNAGAR	3658
WASHIM	3746
NANDURBAR	3790
OSMANABAD	4014
LATUR	4277
BEED	4721
YAVATMAL	5469
AKOLA	5560
JALGAON	5577
NANDED	7819
SOLAPUR	8378
BULDHANA	9948
AMRAVATI	13479

PMAY-G 2nd Ins Pending

SINDHUDURG	631
RAIGAD	660
RATNAGIRI	896
THANE	1225
WARDHA	1978
SATARA	1993
PUNE	2756
PALGHAR	2787
KOLHAPUR	3479
OSMANABAD	3754
GADCHIROLI	3831
HINGOLI	3855
NAGPUR	3936
LATUR	4638
SANGLI	4898
AHMEDNAGAR	5072
AKOLA	5130
WASHIM	5197
JALNA	5760
SOLAPUR	6587
CHANDRAPUR	6678
AURANGABAD	6928
GONDIA	7062
BULDHANA	7158
BHANDARA	7395
NASHIK	7426
DHULE	7522
PARBHANI	7613
BEED	9126
AMRAVATI	9886
NANDURBAR	11082
YAVATMAL	12436
JALGAON	13939
NANDED	19931

PMAY-G 3rd Ins Pending

SINDHUDURG	392
RAIGAD	438
WARDHA	578
RATNAGIRI	704
KOLHAPUR	772
THANE	874
NAGPUR	926
OSMANABAD	965
SATARA	982
PUNE	1015
HINGOLI	1169
LATUR	1418
SANGLI	1449
WASHIM	1595
PARBHANI	1683
AKOLA	1728
JALNA	2014
BULDHANA	2220
SOLAPUR	2223
BHANDARA	2496
AURANGABAD	2570
CHANDRAPUR	2818
GADCHIROLI	2854
AMRAVATI	2873
BEED	3024
GONDIA	3507
PALGHAR	3536
DHULE	4118
NASHIK	4289
JALGAON	4374
AHMEDNAGAR	4474
YAVATMAL	4616
NANDED	4650
NANDURBAR	7441

प्रधानमंत्री आवास योजना ग्रामीण - हप्ते वितरण

Sr. No.	District	1st Installment (Daily Achivement)	1st Installment Remaining	2nd Installment (Daily Achivement)	2nd Installment Remaining	3rd Installment (Daily Achivement)	3rd Installment Remaining
1	GONDIA	262	2602	731	7062	602	3507
2	YAVATMAL	439	5469	483	12436	525	4616
3	NANDURBAR	699	3790	356	11082	264	7441
4	NANDED	459	7819	434	19931	360	4650
5	AHMEDNAGAR	159	3658	361	5072	583	4474
6	JALGAON	197	5577	362	13939	420	4374
7	CHANDRAPUR	154	3263	462	6678	355	2818
8	NASHIK	338	2382	263	7426	365	4289
9	BHANDARA	95	3559	385	7395	393	2496
10	PALGHAR	40	653	343	2787	469	3536
11	AMRAVATI	116	13479	315	9886	412	2873
12	PARBHANI	249	2151	279	7613	176	1683
13	AURANGABAD	118	3523	263	6928	268	2570
14	GADCHIROLI	103	623	214	3831	273	2854
15	JALNA	171	3162	223	5760	182	2014
16	BULDHANA	210	9948	193	7158	156	2220
17	BEED	161	4721	212	9126	168	3024
18	SATARA	106	1320	202	1993	198	982
19	WASHIM	147	3746	231	5197	121	1595
20	LATUR	180	4277	134	4638	129	1418
21	AKOLA	175	5560	90	5130	111	1728
22	SOLAPUR	128	8378	117	6587	120	2223
23	NAGPUR	98	2591	93	3936	130	926
24	HINGOLI	68	2517	130	3855	112	1169
25	RATNAGIRI	33	152	104	896	158	704
26	WARDHA	84	2000	89	1978	87	578
27	SANGLI	26	1178	141	4898	81	1449
28	DHULE	13	2193	65	7522	161	4118
29	OSMANABAD	32	4014	70	3754	82	965
30	PUNE	54	2988	51	2756	47	1015
31	SINDHUDURG	17	37	37	631	44	392
32	KOLHAPUR	0	770	53	3479	27	772
33	THANE	3	152	29	1225	23	874
34	RAIGAD	6	56	22	660	14	438
	Total	5140	118308	7537	203245	7616	80785

राज्यपुरस्कृत आवास योजना ग्रामीण - हप्ते वितरण

Sr. No.	Division	1st Installment (Daily Achivement)	1st Installment Remaining	2nd Installment (Daily Achivement)	2nd Installment Remaining	3rd Installment (Daily Achivement)	3rd Installment Remaining
1	AURANGABAD DIV.	1228	16050	639	28417	445	11267
2	AMRAVATI DIV.	173	3348	369	13731	290	5640
3	NAGPUR DIV.	185	2227	310	8316	270	4105
4	NASHIK DIV.	86	1952	200	9210	273	6124
5	KONKAN DIV.	179	1394	105	2061	177	1555
6	PUNE DIV.	34	1803	151	5429	140	2457
	Total	1885	26774	1774	67164	1595	31148

State Schemes 1st Ins Pending

SINDHUDURG	12
RATNAGIRI	39
CHANDRAPUR	71
RAIGAD	98
THANE	107
DHULE	159
NANDURBAR	165
PARBHANI	172
SATARA	178
NASHIK	183
SANGLI	200
NAGPUR	242
AKOLA	255
PUNE	304
BHANDARA	350
GONDIA	353
KOLHAPUR	405
WASHIM	422
BULDHANA	427
GADCHIROLI	593
WARDHA	618
AHMEDNAGAR	618
SOLAPUR	716
JALGAON	827
YAVATMAL	1048
PALGHAR	1138
AMRAVATI	1196
JALNA	1423
AURANGABAD	1663
LATUR	2026
OSMANABAD	2044
HINGOLI	2354
BEED	2546
NANDED	3822

State Schemes 2nd Ins Pending

SINDHUDURG	124
RATNAGIRI	308
THANE	337
SATARA	523
RAIGAD	595
PALGHAR	697
GONDIA	787
NAGPUR	868
SANGLI	998
WARDHA	1064
BHANDARA	1122
KOLHAPUR	1146
PUNE	1146
NANDURBAR	1186
NASHIK	1521
SOLAPUR	1616
DHULE	1724
WASHIM	1750
PARBHANI	1932
AKOLA	2134
GADCHIROLI	2139
JALGAON	2323
CHANDRAPUR	2336
AMRAVATI	2368
HINGOLI	2397
AHMEDNAGAR	2456
BULDHANA	2908
OSMANABAD	3121
NANDED	3214
AURANGABAD	3755
JALNA	4129
LATUR	4191
YAVATMAL	4571
BEED	5678

State Schemes 3rd Ins Pending

SINDHUDURG	88
RATNAGIRI	183
SATARA	285
THANE	290
NAGPUR	301
KOLHAPUR	348
RAIGAD	380
SANGLI	391
WARDHA	392
BHANDARA	412
GONDIA	525
PALGHAR	614
PUNE	687
WASHIM	727
SOLAPUR	746
HINGOLI	783
PARBHANI	842
AMRAVATI	844
AKOLA	924
AURANGABAD	958
NASHIK	1077
DHULE	1078
NANDURBAR	1122
NANDED	1129
GADCHIROLI	1222
CHANDRAPUR	1253
OSMANABAD	1261
JALGAON	1318
YAVATMAL	1481
AHMEDNAGAR	1529
BULDHANA	1664
LATUR	1689
BEED	2086
JALNA	2519

राज्यपुरस्कृत आवास योजना ग्रामीण -हप्ते वितरण

Sr. No.	District	1st Installment (Daily Achivement)	1st Installment Remaining	2nd Installment (Daily Achivement)	2nd Installment Remaining	3rd Installment (Daily Achivement)	3rd Installment Remaining
1	LATUR	316	2026	189	4191	103	1689
2	HINGOLI	325	2354	54	2397	48	783
3	BEED	152	2546	123	5678	87	2086
4	GADCHIROLI	152	593	107	2139	67	1222
5	NANDED	167	3822	48	3214	55	1129
6	PALGHAR	144	1138	36	697	88	614
7	AURANGABAD	159	1663	66	3755	15	958
8	JALNA	31	1423	97	4129	90	2519
9	YAVATMAL	71	1048	87	4571	60	1481
10	AMRAVATI	74	1196	70	2368	69	844
11	AHMEDNAGAR	73	618	55	2456	81	1529
12	BULDHANA	13	427	103	2908	74	1664
13	OSMANABAD	76	2044	42	3121	37	1261
14	CHANDRAPUR	3	71	62	2336	79	1253
15	NASHIK	2	183	53	1521	79	1077
16	GONDIA	15	353	57	787	60	525
17	PUNE	5	304	52	1146	60	687
18	AKOLA	6	255	59	2134	51	924
19	NANDURBAR	3	165	42	1186	52	1122
20	WASHIM	9	422	50	1750	36	727
21	WARDHA	8	618	41	1064	35	392
22	SOLAPUR	11	716	38	1616	32	746
23	SANGLI	16	200	33	998	30	391
24	DHULE	3	159	31	1724	29	1078
25	RAIGAD	13	98	17	595	32	380
26	RATNAGIRI	4	39	26	308	32	183
27	JALGAON	5	827	19	2323	32	1318
28	NAGPUR	3	242	28	868	21	301
29	THANE	17	107	15	337	12	290
30	PARBHANI	2	172	20	1932	10	842
31	SATARA	-2	178	19	523	10	285
32	BHANDARA	4	350	15	1122	8	412
33	SINDHUDURG	1	12	11	124	13	88
34	KOLHAPUR	2	405	9	1146	8	348
	Total	1885	26774	1774	67164	1595	31148